



Features

- Excellent color rendering (90+ CRI)
- Adjustable CCT from 2700K to 6000K
- Up to 400 lumens per foot performance
- Consumes up to 5.8 watts per foot
- Cuttable every 1.97"
- 16.4 foot max run
- (IP54) unjacketed
- 50,000 hours rated life

Available CCT



2700K-6000K
Tunable CCT

Control Options

- Trulux RGB+WW Controls
- Requires Adaptive Driver + Trulux Receiver
- Trulux DMX Controls
- Requires Adaptive Driver + Trulux DMX Receiver
- Auxiliary DMX Controls
- Requires Adaptive Driver + Trulux DMX Receiver
- Tunable In-line Controller

Listing / Ratings



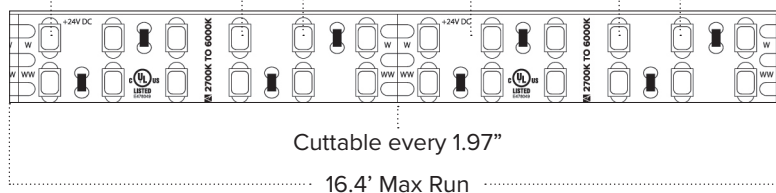
TRULUX™ Tunable Double Row 24V

For high performance applications where side-by-side LEDs are preferred and run lengths up to 16.4 feet are suitable, use Tunable Double Row, which offers up to 400 lumens of tunable light per foot. Adjust and modify any space's look with full range white light tuning with the high CRI that Trulux provides. Trulux wall controls and remote controls deliver convenient tuning and dimming for a custom system.

Technical Information

Series	HTDBL-TW
Input Voltage	24V
CCT	2700K-6000K Tunable CCT
CRI	90+
Wattage	Up to 5.8W per ft
Lumens	Up to 400Lm per ft
Max Run	16.4 ft
Cuttable	Every 1.97 in
IP Rating	IP54 (unjacketed)
Dimmable	5-100%
Rating	cULus Listed
Rated Life	50,000 hrs

90+ CRI LED's Alternating 2700K & 6000K LED's 0.47" (12mm) 0.33" LED Spacing





HTDDBL-TW SERIES ORDERING INFORMATION

Custom Cut Orders - Please Allow Up To 2-4 Weeks Order Processing & Delivery

ITEM NUMBER	VOLTAGE	CCT	LENGTH	LUMENS / FT	WATTAGE / FT	IP RATING	CRI	CUTTING
HTDDBL-TW-CC	24V	2700K-6000K	16.4 ft	400Lm / ft	5.8W / ft	IP54	90+	1.97" (50mm)

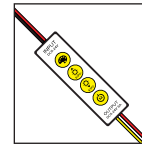
HTDDBL-TW-CC is available in Custom Cut (special order) only

TUNABLE ACCESSORIES

ITEM NUMBER	DESCRIPTION
WIRE-15-4PIN	15ft (20/4) Wire Spool
INLINE-TW-CTRL	Simple Select In-line Controller (Single Color)
SPK-REC-5CH	Spektrum Smart Receiver (App Controlled)
RCWY-PVC-1M	1m Plastic Wire Cover Raceway



WIRE-15-4PIN



INLINE-TW-CTRL



SPK-REC-5CH



RCWY-PVC-1M

Building a Tunable CCT Trulux System?

See pages (64-65) for compatible Tunable CCT Trulux controllers & accessories

Trulux Tunable CCT Control



Single Zone Push Dial
Wireless RF Wall Controller

TWRF-BATT



4 Zone Touch Slide
DMX Wall Controller

DMX-TW-4Z



4 Zone Remote
RF Remote Control

TWRF-3AAA



Trulux RF Receiver
(Required per zone)

REC-5A-4Z

Trulux Tunable CCT Single Zone Set-up



Push Dial Controller
(Single zone)



Adaptive Series Power Supply
(30W / 60W / 96W / 192W / 288W)



Trulux RF Receiver
(Required)



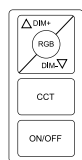
Trulux Tape Light

Smart Receiver Set-up



Smart Device

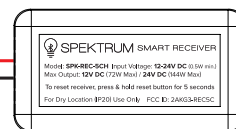
and / or



Smart Switch
Control



Adaptive Series Power Supply
(30W / 60W / 96W / 192W / 288W)



Smart Receiver



24V Tape Light