




Features

- Excellent color rendering (94-96+ CRI)
- Color temperatures from 2400K to 4000K
- 390-525 lumens per foot performance
- Consumes only 7.8 watts per foot
- Dimmable with ELV dimmers
- Cuttable every 1.97"
- 13.1 foot max run
- (IP54) unjacketed or (IP65) jacketed versions
- 50,000 hours rated life

Available CCT



Control Options

- Trulux Single Color Controls
Requires Adaptive Driver + Trulux Receiver
- Primary Side Dimming
Requires Standard Dimmer + Adaptive Driver
- Single Color In-line Controller

Listing / Ratings

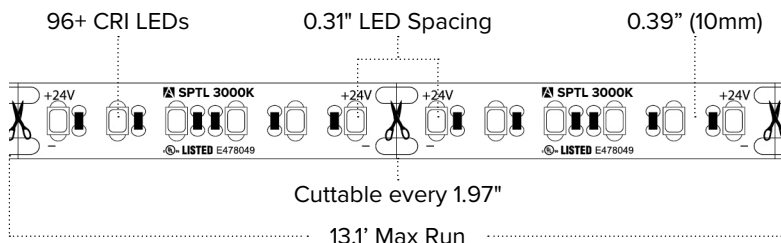


TRULUX™ Spec Grade - 24V

At full brightness, Trulux Spec Grade tape light offers up to 525 lumens per foot making for a perfect solution when lighting installs require bright and impactful impressions. The superior light output is best used in large open spaces in both residential and commercial applications and is available in multiple color temps.

Technical Information

Series	SPTL
Input Voltage	24V
CCT	2400K / 2700K / 3000K / 4000K
CRI	94+ (UWX & IP65) / 96+
Wattage	7.8W per ft
Lumens	Up to 525Lm per ft
Max Run	13.1 ft
Cuttable	Every 1.97 in
IP Rating	IP54 (unjacketed) / IP65 (jacketed)
Dimmable	5-100%
Rating	cULus Listed
Rated Life	50,000 hrs






SPTL SERIES ORDERING INFORMATION *Custom Cut Orders - Please Allow Up To 2-4 Weeks Order Processing & Delivery*

ITEM NUMBER	VOLTAGE	CCT	LENGTH	LUMENS / FT	WATTAGE / FT	IP RATING	CRI	CUTTING
SPTL-UWX-13	24V	2400K	13.1 ft	410Lm / ft	7.8W / ft	IP54	94+	1.97" (50mm)
SPTL65-UWX-13	24V	2400K	13.1 ft	390Lm / ft	7.8W / ft	IP65	94+	1.97" (50mm)
SPTL-UWX-CC	24V	2400K	Custom Cut	410Lm / ft	7.8W / ft	IP54	94+	1.97" (50mm)
SPTL-UWW-13	24V	2700K	13.1 ft	485Lm / ft	7.8W / ft	IP54	96+	1.97" (50mm)
SPTL65-UWW-13	24V	2700K	13.1 ft	390Lm / ft	7.8W / ft	IP65	94+	1.97" (50mm)
SPTL-UWW-CC	24V	2700K	Custom Cut	485Lm / ft	7.8W / ft	IP54	96+	1.97" (50mm)
SPTL-WW-13	24V	3000K	13.1 ft	495Lm / ft	7.8W / ft	IP54	96+	1.97" (50mm)
SPTL65-WW-13	24V	3000K	13.1 ft	480Lm / ft	7.8W / ft	IP65	94+	1.97" (50mm)
SPTL-WW-CC	24V	3000K	Custom Cut	495Lm / ft	7.8W / ft	IP54	96+	1.97" (50mm)
SPTL-WH-13	24V	4000K	13.1 ft	525Lm / ft	7.8W / ft	IP54	96+	1.97" (50mm)
SPTL65-WH-13	24V	4000K	13.1 ft	510Lm / ft	7.8W / ft	IP65	94+	1.97" (50mm)
SPTL-WH-CC	24V	4000K	Custom Cut	525Lm / ft	7.8W / ft	IP54	96+	1.97" (50mm)

SPTL (IP54) 13.1ft Reels include: Attached 3ft Lead Wire / (3) TL-CONKIT / (3) TL-BLKS / (3) HD Power Feeds / (3) HD Splice Connectors
 SPTL65 (IP65) 13.1ft Reels include: Attached IP65 Power Feed / (3) HD Power Feeds / (3) HD Splice Connectors

SINGLE COLOR ACCESSORIES

ITEM NUMBER	DESCRIPTION
TL-CONKIT	Trulink 4-in-1 Connection Kit
TL-BLKS	Trulink 4-in-1 Connector Block (QTY 10)
TL-2PWR-HD	6" HD Power Feed
TL-2JUMP6-HD	6" HD Linking Cable
TL-2JUMP24-HD	24" HD Linking Cable
TL-2SPL-HD	HD Tape to Tape Splice Connector
TL-2JUMP65-.5	6" IP65 Linking Cable
TL-2JUMP65-1	12" IP65 Linking Cable
TL-2JUMP65-2	24" IP65 Linking Cable
WIRE-15-2PIN	15ft (20/2) Wire Spool
INLINE-SC-CTRL	Simple Select In-line Controller (Single Color)
SPK-REC-5CH	Spektrum Smart Receiver (App Controlled)
LVSB-2PIN	In-line Terminal Block
RCWY-PVC-1M	1m Plastic Wire Cover Raceway



Building a Single Color Trulux System?
 See pages (52-53) for compatible single color Trulux controllers & accessories

Primary Side Dimming Set-up

