







## TRULUX™ Tunable Tape Light

The Trulux Tunable series now includes four variations. Choose from three levels of light output (up to 365 lumens per foot); or use Double Row (12mm wide) for side-by-side tunable LEDs. Control color temperature from 2700K-6000K with Trulux system controls and tunable CCT tape light.


[Tunable High Output 24V](#) [pg. 26-27](#)

[Tunable High Output 12V](#) [pg. 28-29](#)

[Tunable Spec Grade](#) [pg. 30-31](#)

[Tunable Double Row](#) [pg. 32-33](#)





### Features

- Excellent color rendering (94+ CRI)
- Adjustable CCT from 2700K to 6000K
- Up to 155 lumens per foot performance
- Consumes up to 2.9 watts per foot
- Cuttable every 3.94"
- 32.8 foot max run
- (IP54) unjacketed
- 50,000 hours rated life

### Available CCT



2700K-6000K  
Tunable CCT

### Control Options

- Trulux Tunable CCT Controls
- Requires LED-DR Driver + Trulux Receiver

### Listing / Ratings

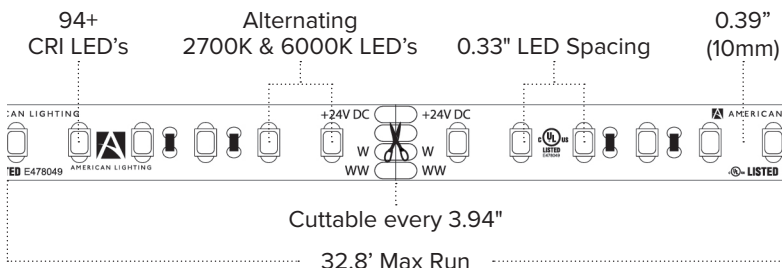


## TRULUX™ Tunable High Output - 24V


New Tunable High Output yields up to 155 lumens per foot using a 24V DC design, allowing runs up to 32.8 feet. Adjust and modify any space's look with full-range white light tuning from 2700K to 6000K while maintaining the high CRI that Trulux provides. Trulux wall controls, remote controls, or the Trulux App will deliver convenient tuning and dimming for a custom system.

### Technical Information

Series	HTL-TW
Input Voltage	24V
CCT	2700K-6000K Tunable CCT
CRI	94+
Wattage	Up to 2.9W per ft
Lumens	Up to 155Lm per ft
Max Run	32.8 feet
Cuttable	Every 3.94"
IP Rating	IP54 (unjacketed)
Dimmable	5-100%
Rating	cULus Listed
Rated Life	50,000 hrs







**2700K to 6000K**  
**Tunable CCT - 24V DC**  
 up to 2.9W per ft / up to 155Lm per ft

16.4ft Reels



**HTL-TW** (16.4ft)

Custom Cut



**HTL-TW-CC**

HTL-TW (IP54) 16.4ft Reels include: Attached 3ft lead wires / (3) TL-4PWR  
 Custom Cut: Please allow up to 2-4 weeks for custom cut order processing and delivery

### Building a Tunable CCT Trulux System?

See pages (34-35) for compatible Tunable CCT Trulux controllers and accessories

#### Trulux Tunable CCT Accessories



Power Feed  
Connector Kit  
**TL-4PWR**



**TL-4SPL** Splice Connector  
**TL-4L** (L) Snap connector  
**TL-4T** (T) Snap connector  
**TL-4X** (X) Snap connector



Linking Cables (IP54)  
**TL-4JUMP-.5** (6")  
**TL-4JUMP-1** (12")  
**TL-4JUMP-2** (24")

#### Trulux Tunable CCT Control



Single Zone Push Dial  
Wireless RF Wall Controller  
**TWRF-BATT**



4 Zone Touch Slide  
Wireless RF Wall Controller  
**TWRF-4Z**



Single Zone Table Top  
Wireless Table Top Controller  
**TWRF-BATT-TT**

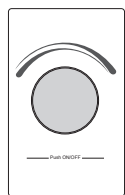


4 Zone Remote  
Wireless Remote Controller  
**TWRF-3AAA**

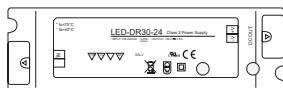


Trulux RF Receiver  
Required per zone  
**REC-5A-4Z**

#### Trulux Tunable CCT Set-up



Push Dial Controller  
(Single zone)



LED-DR 24V Driver  
(30W, 60W, 100W, 150W)



Trulux RF Receiver  
(Required)



Trulux Tape Light





## Features

- Excellent color rendering (94+ CRI)
- Adjustable CCT from 2700K to 6000K
- Up to 165 lumens per foot performance
- Consumes up to 3.5 watts per foot
- Cuttable every 3.94"
- 22 foot max run
- (IP54) unjacketed or (IP65) jacketed versions
- 50,000 hours rated life

## Available CCT



2700K-6000K  
Tunable CCT

## Control Options

- Trulux Tunable CCT Controls
- Requires LED-DR Driver + Trulux Receiver

## Listing / Ratings

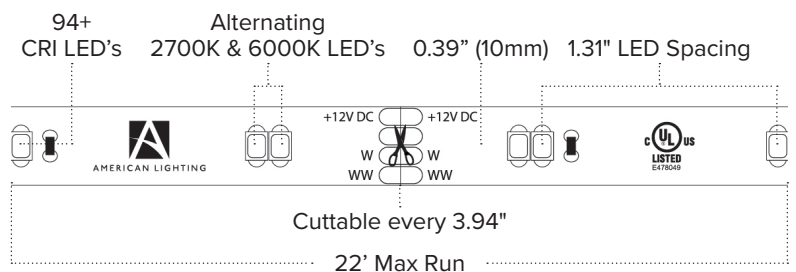


## TRULUX™ Tunable High Output - 12V

Modify any space's look with full-range white light tuning from 2700K to 6000K and maintain excellent color rendering with up to 165Lm per foot. Trulux wall controls, remote controls, or the Trulux App will deliver convenient tuning and dimming for a custom system.

## Technical Information

Series	HTL-TW-12V
Input Voltage	12V
CCT	2700K-6000K Tunable CCT
CRI	94+
Wattage	Up to 3.5W per ft
Lumens	Up to 165Lm per ft
Max Run	22 feet
Cuttable	Every 3.94"
IP Rating	IP54 (unjacketed) / IP65 (jacketed)
Dimmable	5-100%
Rating	cULus Listed
Rated Life	50,000 hrs





TUNABLE HIGH OUTPUT  
TRULUX TAPE LIGHT

**2700K to 6000K**  
Tunable CCT - 12V DC

up to 3.5W per ft / up to 165Lm per ft

16.4ft Reels



**HTL65-TW-12V** (16.4ft)

Custom Cut



**HTL-TW-12V-CC**

HTL65-TW-12V (IP65) 16.4ft Reels include: (1) Male + (1) Female connectors  
Custom Cut: Please allow up to 2-4 weeks for custom cut order processing and delivery

**Building a Tunable CCT Trulux System?**

See pages (34-35) for compatible Tunable CCT Trulux controllers and accessories

Trulux Tunable CCT Accessories



Power Feed  
Connector Kit  
**TL-4PWR**



**TL-4SPL** Splice Connector  
**TL-4L** (L) Snap connector  
**TL-4T** (T) Snap connector  
**TL-4X** (X) Snap connector



Linking Cables (IP54)  
**TL-4JUMP-5** (6")  
**TL-4JUMP-1** (12")  
**TL-4JUMP-2** (24")

Trulux Tunable CCT Control



Single Zone Push Dial  
Wireless RF Wall Controller  
**TWRF-BATT**



4 Zone Touch Slide  
Wireless RF Wall Controller  
**TWRF-4Z**



Single Zone Table Top  
Wireless Table Top Controller  
**TWRF-BATT-TT**

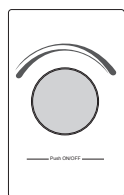


4 Zone Remote  
Wireless Remote Controller  
**TWRF-3AAA**

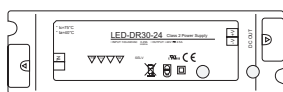


Trulux RF Receiver  
Required per zone  
**REC-5A-4Z**

Trulux Tunable CCT Set-up



Push Dial Controller  
(Single zone)



LED-DR 12V Driver  
(30W, 60W, 100W, 150W)



Trulux RF Receiver  
(Required)



Trulux Tape Light

TASK LIGHTING

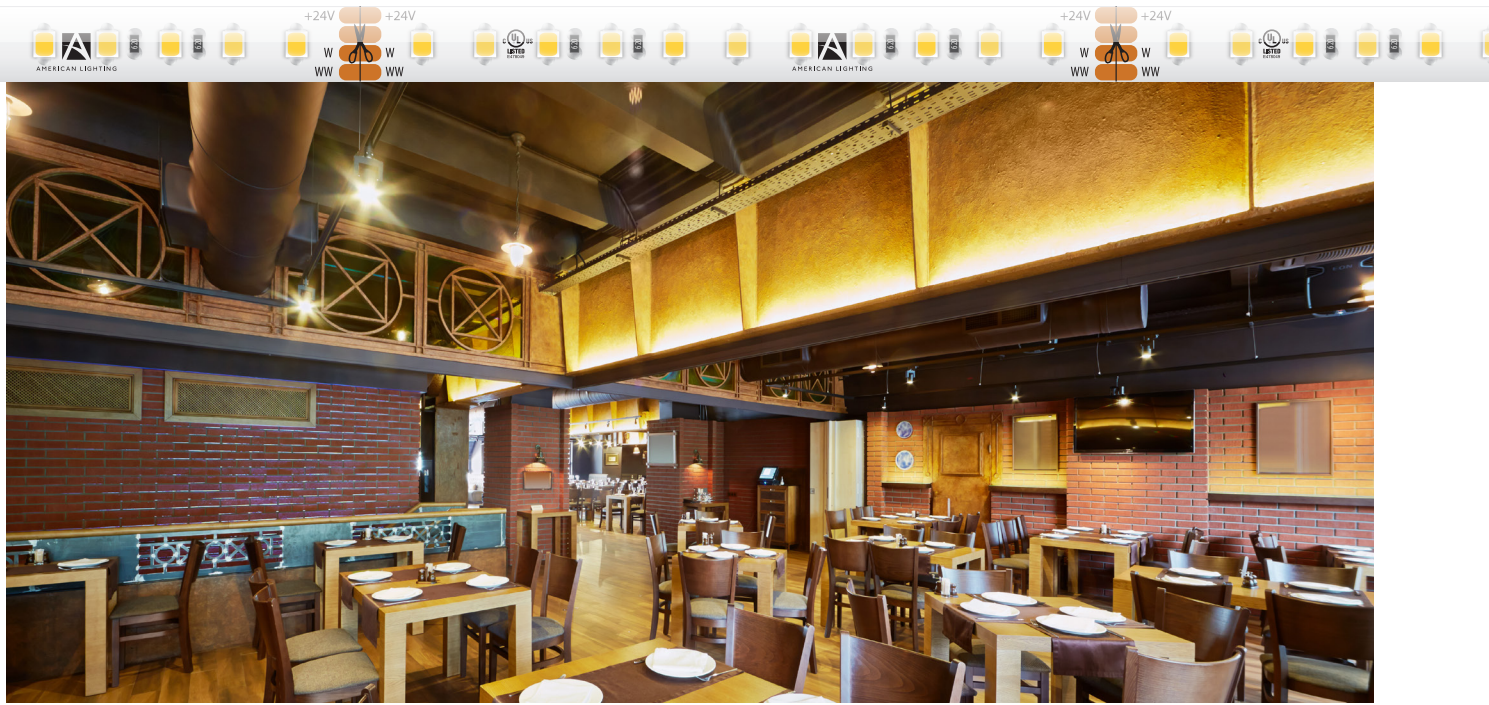
DOWNLIGHTING

LINEAR LIGHTING

ARCHITECTURAL LIGHTING

POWER SUPPLIES





## Features

- Excellent color rendering (90+ CRI)
- Adjustable CCT from 2700K to 6000K
- Up to 365 lumens per foot performance
- Consumes up to 7 watts per foot
- Cuttable every 3.94"
- 13.1 foot max run
- (IP54) unjacketed
- 50,000 hours rated life

## Available CCT



2700K-6000K  
Tunable CCT

## Control Options

- Trulux Tunable CCT Controls
- Requires LED-DR Driver + Trulux Receiver

## Listing / Ratings

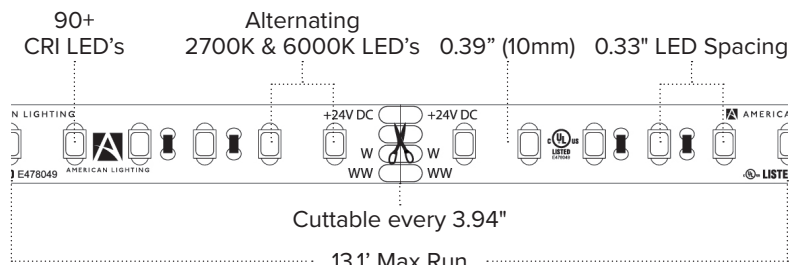



## TRULUX™ Tunable Spec Grade - 24V

For high performance applications, use Tunable Spec Grade, which offers up to 365 lumens of 2700K to 6000K light per foot. Adjust and modify any space's look with full-range white light tuning with the high CRI that Trulux provides. Trulux wall controls, remote controls, or the Trulux App will deliver convenient tuning and dimming for a custom system.

## Technical Information

Series	SPTL-TW
Input Voltage	24V
CCT	2700K-6000K Tunable CCT
CRI	90+
Wattage	Up to 7W per ft
Lumens	Up to 365Lm per ft
Max Run	13.1 feet
Cuttable	Every 3.94"
IP Rating	IP54 (unjacketed)
Dimmable	5-100%
Rating	cULus Listed
Rated Life	50,000 hrs





**2700K to 6000K**  
Tunable CCT - 24V DC  
up to 7W per ft / up to 365Lm per ft

13.1ft Reels



**SPTL-TW (13.1ft)**

Custom Cut



**SPTL-TW-CC**

SPTL-TW (IP54) 13.1ft Reels include: Attached 3ft lead wires / (3) TL-4PWR  
Custom Cut: Please allow up to 2-4 weeks for custom cut order processing and delivery

### Building a Tunable CCT Trulux System?

See pages (34-35) for compatible Tunable CCT Trulux controllers and accessories

#### Trulux Tunable CCT Accessories



Power Feed  
Connector Kit  
**TL-4PWR**



**TL-4SPL** Splice Connector  
**TL-4L** (L) Snap connector  
**TL-4T** (T) Snap connector  
**TL-4X** (X) Snap connector



Linking Cables (IP54)  
**TL-4JUMP-5** (6")  
**TL-4JUMP-1** (12")  
**TL-4JUMP-2** (24")

#### Trulux Tunable CCT Control



Single Zone Push Dial  
Wireless RF Wall Controller  
**TWRF-BATT**



4 Zone Touch Slide  
Wireless RF Wall Controller  
**TWRF-4Z**



Single Zone Table Top  
Wireless Table Top Controller  
**TWRF-BATT-TT**

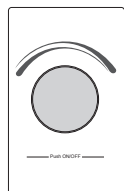


4 Zone Remote  
Wireless Remote Controller  
**TWRF-3AAA**

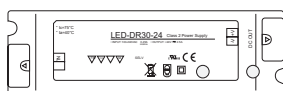


Trulux RF Receiver  
Required per zone  
**REC-5A-4Z**

#### Trulux Tunable CCT Set-up



Push Dial Controller  
(Single zone)



LED-DR 24V Driver  
(30W, 60W, 100W, 150W)



Trulux RF Receiver  
(Required)



Trulux Tape Light





## Features

- Excellent color rendering (90+ CRI)
- Adjustable CCT from 2700K to 6000K
- Up to 325 lumens per foot performance
- Consumes up to 5.8 watts per foot
- Cuttable every 1.97"
- 16.4 foot max run
- (IP54) unjacketed
- 50,000 hours rated life

## Available CCT



2700K-6000K  
Tunable CCT

## Control Options

- Trulux Tunable CCT Controls
- Requires LED-DR Driver + Trulux Receiver

## Listing / Ratings



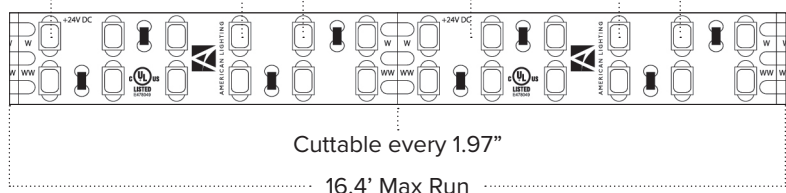
## TRULUX™ Tunable Double Row - 24V

For high performance applications where side-by-side LEDs are preferred and run lengths up to 16.4 feet are suitable, use Tunable Double Row, which offers up to 325 lumens of tunable light per foot. Adjust and modify any space's look with full range white light tuning with the high CRI that Trulux provides. Trulux wall controls, remote controls, or the Trulux App will deliver convenient tuning and dimming for a custom system.

## Technical Information

Series	HTDBL-TW
Input Voltage	24V
CCT	2700K-6000K Tunable CCT
CRI	90+
Wattage	Up to 5.8W per ft
Lumens	Up to 325Lm per ft
Max Run	16.4 feet
Cuttable	Every 1.97"
IP Rating	IP54 (unjacketed)
Dimmable	5-100%
Rating	cULus Listed
Rated Life	50,000 hrs

90+ CRI LED's      Alternating 2700K & 6000K LED's      0.47" (12mm)      0.33" LED Spacing





**2700K to 6000K**  
**Tunable CCT - 24V DC**  
 up to 5.8W per ft / up to 325Lm per ft

Custom Cut



**HTDBL-TW-CC**

HTDBL-TW-CC is available in Custom Cut (special order) only  
 Please allow up to 2-4 weeks for custom cut order processing and delivery

**Building a Tunable CCT Trulux System?**

See pages (34-35) for compatible Tunable CCT Trulux controllers and accessories

Trulux Tunable CCT Control



Single Zone Push Dial  
 Wireless RF Wall Controller  
**TWRF-BATT**



4 Zone Touch Slide  
 Wireless RF Wall Controller  
**TWRF-4Z**



Single Zone Table Top  
 Wireless Table Top Controller  
**TWRF-BATT-TT**



4 Zone Remote  
 Wireless Remote Controller  
**TWRF-3AAA**

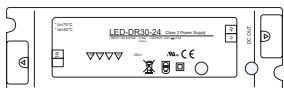


Trulux RF Receiver  
 Required per zone  
**REC-5A-4Z**

Trulux Tunable CCT Single Zone Set-up



Push Dial Controller  
 (Single zone)



LED-DR 24V Driver  
 (30W, 60W, 100W, 150W)

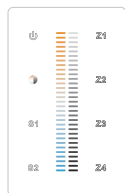


Trulux RF Receiver  
 (Required)

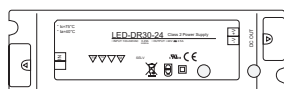


Trulux Tape Light

Trulux Tunable CCT 4 Zone Set-up



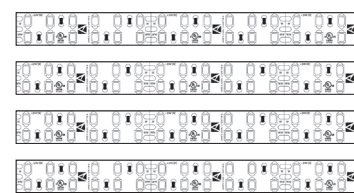
Touch Slide Controller  
 (4 zone)



LED-DR 24V Driver  
 (30W, 60W, 100W, 150W)



Trulux RF Receiver  
 (Required per zone)



Trulux Tape Light



# TRULUX™ Tunable CCT Controllers

For color temperature control at the turn of a dial, use our Trulux Tunable CCT controllers for fast and accurate adjustments from 2700K to 6000K. Transform the look and feel of a room with this dynamic, customizable system. (Trulux Tunable CCT controller and receiver required for operation)



**TWRP-BATT**

**Tunable Push Dial Wall Control**  
(Single Zone)

- Push dial On/Off control dimmer
- Double push dial for color temperature selection (2700K-6000K)
- Glass faceplate with satin nickel dial
- Wireless installation - No power wire
- Pair multiple receivers to a single control
- RF signal (up to 65 feet)
- Battery powered (CR2032)
- Requires Trulux receiver for install



**TWRP-4Z**

**Tunable Touch Slide Wall Control**  
(4 Zones / 2 Scenes)

- Touch On/Off control
- Touch slide control provides full range dimming and temperature selection (2700K-6000K)
- Glass faceplate with back-lit buttons
- 2 programmable scenes
- 4 dedicated zone selection
- Pair multiple receivers to a single control
- RF signal (up to 65 feet)
- Requires 12V-24V DC input power wire and Trulux receiver for install



**TWRP-3AAA**

**Tunable CCT Remote**  
(4 Zones / 3 Scenes)

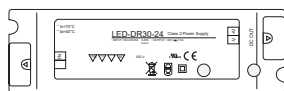
- Ultra sensitive color adjustment wheel for 2700K-6000K selection
- 3 programmable scenes
- 4 dedicated zone selection
- 4 preset intensity settings
- Includes convenient wall caddy
- Pair multiple receivers to a single control
- RF signal (up to 65 feet)
- Battery powered (3 x AAA)
- Requires Trulux receiver for install




## Trulux Tunable CCT Set-up



Push Dial Controller  
(Single zone)



LED-DR 24V / 12V Driver  
(30W, 60W, 100W, 150W)



Trulux RF Receiver  
(Required)



Trulux Tape Light

# TRULUX™ Tunable CCT Accessories

Building a Trulux system is easy! Our Trulux Tunable CCT controllers feature wireless technology that makes installation a breeze. All that's required is a 120V power source to a 12V power supply which is then fed to a Trulux receiver. Wire your tape to the receiver, sync the receiver to the controller, and you're all set.

## TUNABLE SINGLE ZONE



**Tunable Push Dial**  
Wireless RF Wall Controller

**TWRF-BATT**



- LED-DR 24V Drivers  
**LED-DR30-24** (30W)  
**LED-DR60-24** (60W)  
**LED-DR100-24** (100W)  
**LED-DR150-24** (150W)

- LED-DR 12V Drivers  
**LED-DR30-12** (30W)  
**LED-DR60-12** (60W)  
**LED-DR100-12** (100W)  
**LED-DR150-12** (150W)



**Trulux RF Receiver**  
(Required per zone)  
**REC-5A-2Z**

## TUNABLE 4 ZONE



**4 Zone Touch Slide**  
RF Wall Controller

**TWRF-4Z**



- LED-DR 24V Drivers  
**LED-DR30-24** (30W)  
**LED-DR60-24** (60W)  
**LED-DR100-24** (100W)  
**LED-DR150-24** (150W)

- LED-DR 12V Drivers  
**LED-DR30-12** (30W)  
**LED-DR60-12** (60W)  
**LED-DR100-12** (100W)  
**LED-DR150-12** (150W)



**Trulux RF Receiver**  
(Required per zone)  
**REC-5A-4Z**

## TUNABLE 4 ZONE



**Tunable Remote**  
RF Remote Control

**TWRF-3AAA**



- LED-DR 24V Drivers  
**LED-DR30-24** (30W)  
**LED-DR60-24** (60W)  
**LED-DR100-24** (100W)  
**LED-DR150-24** (150W)

- LED-DR 12V Drivers  
**LED-DR30-12** (30W)  
**LED-DR60-12** (60W)  
**LED-DR100-12** (100W)  
**LED-DR150-12** (150W)




**Trulux RF Receiver**  
(Required per zone)  
**REC-5A-4Z**

## TRULUX APP MULTI ZONE



**Trulux Mobile App**  
Mobile Phone / Tablet  
(Control up to 8 rooms/zones)



- LED-DR 24V Drivers  
**LED-DR30-24** (30W)  
**LED-DR60-24** (60W)  
**LED-DR100-24** (100W)  
**LED-DR150-24** (150W)

- LED-DR 12V Drivers  
**LED-DR30-12** (30W)  
**LED-DR60-12** (60W)  
**LED-DR100-12** (100W)  
**LED-DR150-12** (150W)



**Trulux TruHub**  
Wifi to RF Wireless Router  
(Required for 2 - 8 zone installations)  
**WIFI-RF-8**



**Trulux RF Receiver**  
(Required per zone)  
**REC-5A-4Z**

For more on Tunable Trulux controllers and receivers, see pages (60-61) for additional information

## Trulux Tunable CCT Accessories



**Power Feed Connector Kit**  
**TL-4PWR**



**TL-4SPL** Splice Connector  
**TL-4L** (L) Snap connector  
**TL-4T** (T) Snap connector  
**TL-4X** (X) Snap connector



**Linking Cables (IP54)**  
**TL-4JUMP-5** (6")  
**TL-4JUMP-1** (12")  
**TL-4JUMP-2** (24")