

AXIS SERIES DOWNLIGHT

120V Recessed Gimbal Downlights

These IC rated recessed gimbal downlights are great for sloped ceilings and other applications where one may want to direct light. Available in single color or adjustable 5 CCT, the AXIS Series comes in three size options ranging from 1" up to 3" while producing up to 1000 lumen output performance.

- Excellent color rendering (90+ CRI)
- Available in 3", 2", and 1" aperture sizes
- Axis 1" available in 2700K or 3000K warm white
- Selectable 5CCT color temperatures (A2 & A3):
2700K / 3000K / 3500K / 4000K / 5000K
- Lumen output up to 1000 Lumens
- Dimmable with most TRIAC or ELV dimmers
- Remote driver with hardware junction box
- Type IC and cETLus Listed for wet locations
- 50,000 hours rated life
- ENERGY STAR Certified, JA8 Compliant

PROJECT:
TYPE:
LOCATION:
CATALOG NUMBER:



AXIS 1



AXIS 2



AXIS 3

AXIS SERIES QUICK SPECS

VOLTAGE	120V AC, 60Hz
WATTAGE	5W / 8W / 12W
LUMENS	325Lm / 350Lm / 675Lm / 1000Lm
CCT OPTIONS	2700K / 3000K / 5CCT (2700K / 3000K / 3500K / 4000K / 5000K)
CRI	90+
DIMMING	TRIAC / ELV (10 - 100%)
MOUNTING	Recessed Mount
BEAM ANGLE	38° (30° Tilt)
OPERATING TEMP	-25°C (-13°F) to 40°C (104°F)
CERTIFICATIONS	cETLus Listed; Type IC; Suitable for wet locations
RATED LIFE	50,000 Hours

AXIS SERIES ORDERING INFORMATION

ITEM NUMBER	DESCRIPTION	FINISH	VOLTAGE	CCT	CRI	LUMENS	WATTAGE	DIMMING
A1-27-WH	AXIS 1	White	120V	2700K	90+	325Lm	5W	TRIAC / ELV
A1-30-WH	AXIS 1	White	120V	3000K	90+	350Lm	5W	TRIAC / ELV
A2-5CCT-WH	AXIS 2	White	120V	5-CCT	90+	675Lm	8W	TRIAC / ELV
A3-5CCT-WH	AXIS 3	White	120V	5-CCT	90+	1000Lm	12W	TRIAC / ELV

AXIS ACCESSORIES

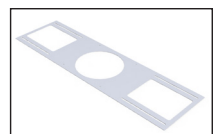
ITEM NUMBER	DESCRIPTION
RP-H-E2	1" New Construction Rough-in Plate with Hanger Bars
RP-2/4/6	2" New Construction Rough-in Plate with Hanger Bars
RP-E4	3" New Construction Rough-in Plate



RP-H-E2



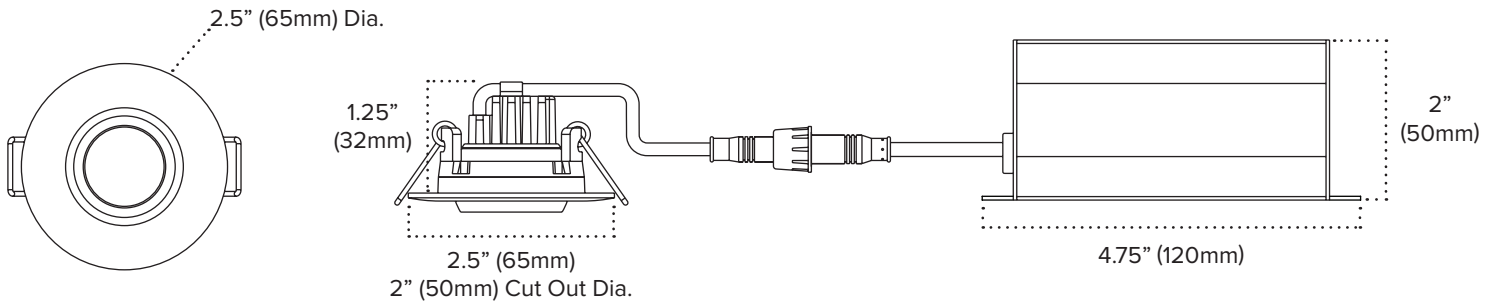
RP-2/4/6



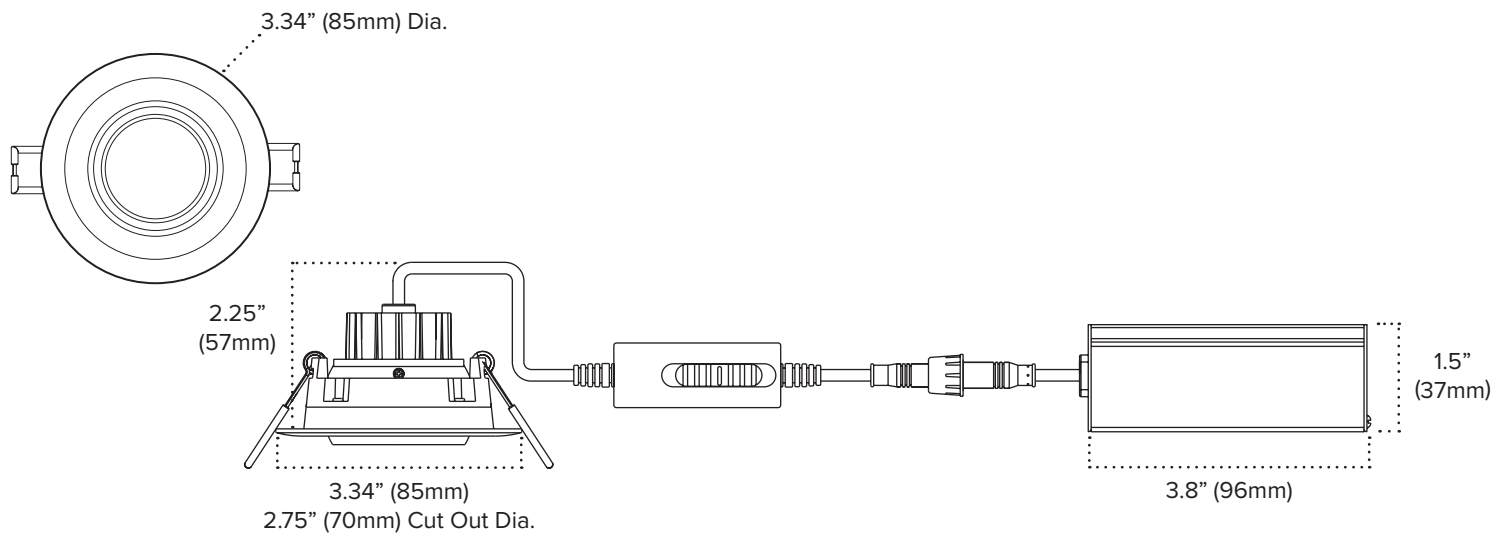
RP-E4

AXIS SERIES DIMENSIONS

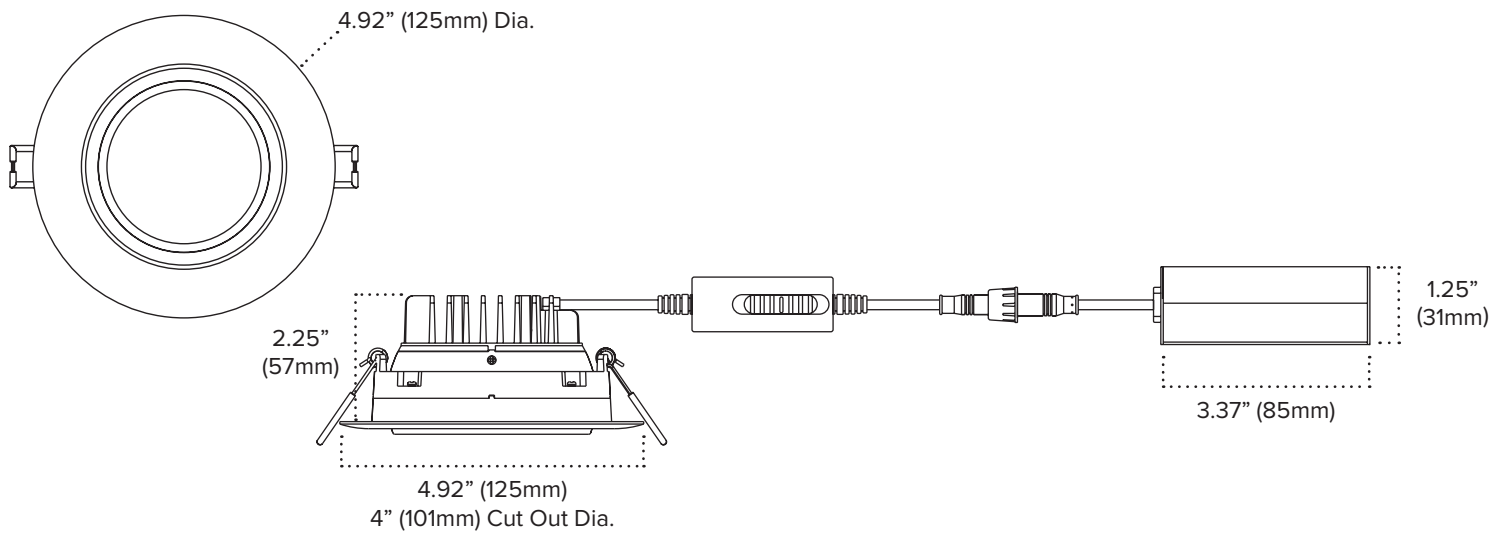
A1-27-WH / A1-30-WH



A2-5CCT



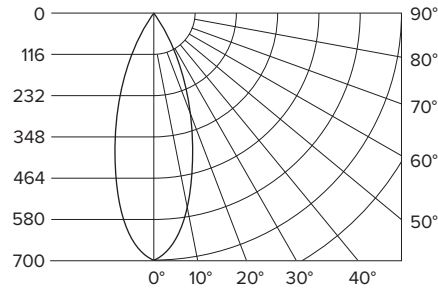
A3-5CCT



AXIS SERIES PHOTOMETRICS

AXIS A1

PART NUMBER	A1-27-WH / A1-30-WH
BEAM SPREAD	43.5°
LUMENS	403 Lm
WATTAGE	5W
EFFICACY	86.16 Lm/W
CCT	2700K / 3000K
CRI	93.2

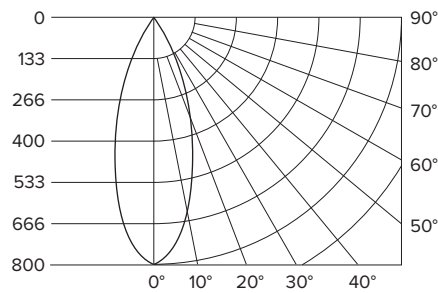


Foot Candles	Beam Dia.
42.2	4' 3.2'
18.8	6' 4.8'
10.6	8' 6.4'
6.8	10' 8.0'
4.7	12' 9.6'
3.4	14' 11.2'

Distance From Light

AXIS A2

PART NUMBER	A2-5CCT-WH
BEAM SPREAD	44.3°
LUMENS	557 Lm
WATTAGE	8W
EFFICACY	69.6 Lm/W
CCT	2700K/3000K/3500K/4000K/5000K
CRI	94

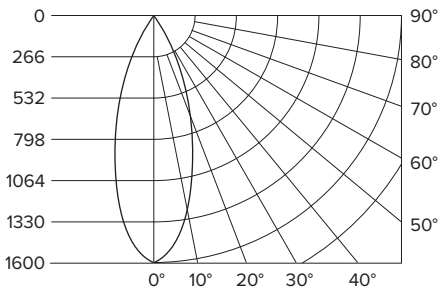


Foot Candles	Beam Dia.
48.9	4' 3.3'
21.8	6' 4.9'
12.2	8' 6.5'
7.8	10' 8.1'
5.4	12' 9.8'
4.0	14' 11.4'

Distance From Light

AXIS A3

PART NUMBER	A3-5CCT-WH
BEAM SPREAD	41.5°
LUMENS	951 Lm
WATTAGE	11W
EFFICACY	86.5 Lm/W
CCT	2700K/3000K/3500K/4000K/5000K
CRI	90



Foot Candles	Beam Dia.
96.0	4' 3'
42.7	6' 4.5'
24.0	8' 6.1'
15.4	10' 7.6'
10.7	12' 9.1'
7.8	14' 10.6'

Distance From Light

NIVO SERIES RECOMMENDED DIMMERS

BRAND	MODEL #	TYPE	DIMMING RANGE
LUTRON	PS-6WCL	ELV	0% - 89.58%
COOPER	S106P	MLV	0.21% - 97.75%
LUTRON	CTCL-153P	TRIAC	1% - 92%
LUTRON	DV-600P	TRIAC	1% - 93%
LEVITON	6672	ELV	4% - 99%
LEVITON	DSL06-1LZ	MLV	5% - 91%
LEVITON	IPL06-10Z	MLV	5.75% - 92%
LUTRON	DVCL-153P	TRIAC	6.5% - 93%

Dimmer performance may vary in field application due to unknown external factors. Dimmers not included on the chart above are not necessarily incompatible; they have yet to be fully evaluated. Please reference dimmer manufacturer's instructions for more detailed information regarding performance and compatibility. Test data listed above is based on single lamp data.