

120V BRIO BRD-5CCT LED Disc Light

PROJECT: TYPE:

LOCATION: CAT:



ROUND WHITE

Description

Low-profile LED downlight with remote driver and junction box in round or square trim options with white finish

Features

- Each fixture includes a remote driver housed in an attached junction box with two knockouts
- No recessed housing/can required! Fixture utilizes spring-loaded mounting clips for ease of installation
- Rough-in plates available for new construction
- Low-profile (1/2" height) for flexible installs
- Type IC and Wet Location rated
- Die-cast aluminum housing with polycarbonate lens

Mounting

Direct install with spring-loaded mounting clips, no can needed; Rough-in plates available for new construction (sold separately)

Applications

General Lighting LED Remodel

Warranty

5 years

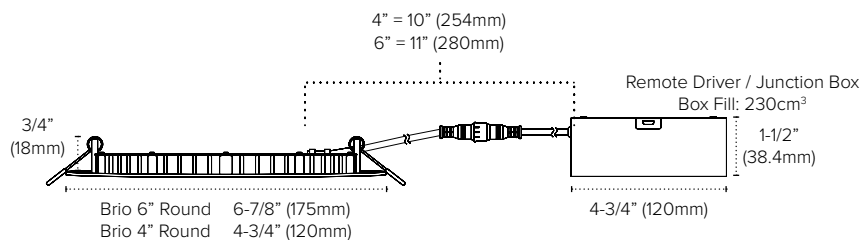
Technical Information



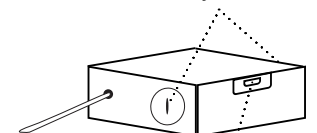
Voltage	120V AC, 60Hz	
Driver Current	280mA	
Size	4"	6"
Trim Style	Round	
CCT	Adjustable 2700K-3000K-3500K-4000K-5000K	
Wattage	9W	12W
Lumens (up to)	600Lm	900Lm
CRI	90+	
Finish	White	
Beam Angle	110°	110°
Dimming	10-100% with most standard CFL/LED or Incandescent dimmers	
Power Factor	>0.9	
Operating Temp	-13°F (-25°C) to +113°F (+45°C)	
Rating	ENERGY STAR; cETLus Listed; Type IC; Airtight; Wet location	
Rated Life	50,000 Hours	

*LUMENS LISTED BASED ON 4000K CCT SETTING

Dimensions



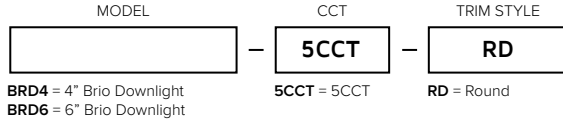
(2) standard 1/2" knockouts on either side of junction box



Tool-less entry, hinged lid for quick access

Ordering Information

**120V AC, 60Hz
Brio Downlight**






Brio Downlights Include:

- (1) Brio downlight with butterfly clips
- (1) Remote driver housed in attached junction box

Example Part # **BRD4-5CCT-RD**



Accessories

Image	Part Number	Description
	RP-2/4/6	Steel rough-in plate w/hangar bars for 2"/4"/6" use
	BR4-MP-RD	Steel rough-in plate for 4" Round Brio downlight, new construction 26"L x 6.5"W with 4-3/8" hole diameter
	BR6-MP-RD	Steel rough-in plate for 6" Round Brio downlight, new construction 26"L x 7.5"W with 6-1/8" hole diameter

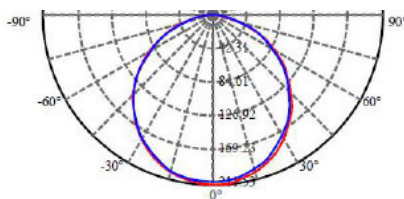
Compatible Dimmers

Brand	Model #	Type	Dimming Range	Notes
Lutron® Diva	DVCL-153P	Universal (CFL/LED/Incandescent)	10-100%	
Lutron® Toggler	TGCL-153H	Universal (CFL/LED/Incandescent)	10-100%	
Lutron® Skylark	SELV-300P	Electronic Low-Voltage (ELC)	10-100%	
Lutron® Diva	DV-600P	Incandescent	10-100%	
Leviton® Sureslide	6674	Universal (CFL/LED/Incandescent)	10-100%	

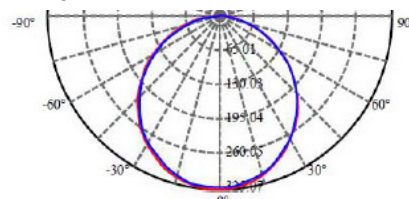
Minimum loads may apply. Dimmer performance may vary in field application due to unknown external factors. Dimmers not included on the chart above are not necessarily incompatible; they have yet to be fully evaluated. Please reference dimmer manufacturer's instructions for more detailed information regarding performance and compatibility.

Photometrics

BRD4



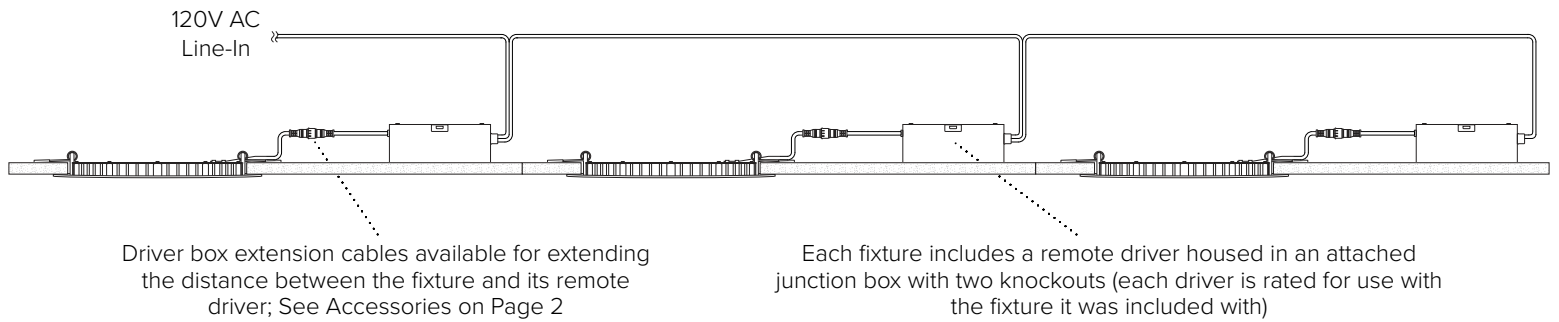
BRD6



Model #	Amperage	Wattage
BRD4-5CCT-RD	0.22	9W
BRD6-5CCT-RD	0.3	12W

Additional Information

HOLE CUT SIZES	4" BRIO	6" BRIO
Round	4-3/8" (111mm) Diameter - Round	6-1/4" (160mm) Diameter - Round



NOTES
