

PROJECT: TYPE:

LOCATION: CAT:



Description

Specifically designed for flooring, the Helm is suitable for use with tile floors and other walk-over applications. When fully sealed with neutral cure silicone sealant, the Helm can be used in outdoor recessed lighting applications as well.

Features

- Extruded aluminum construction
- Use tape light, lens, and end caps to create a complete fixture (tape light and accessories sold separately)

Mounting

Recess mount via construction adhesive or frost resistant/elastic ceramic glue (For in-ground installations or for areas with exposure to moisture or heavy loads, special order products may be needed such as polystyrene foam board, sealants, or adhesives; please consult a professional installer)

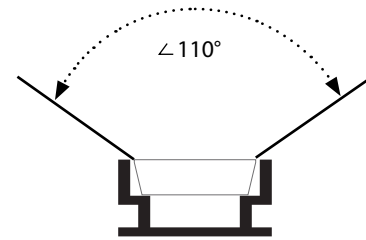
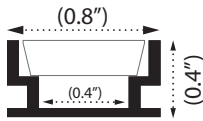
Applications

Recessed applications, walk-over areas, building facades, pathways, bathrooms, and pool areas

The aluminum is not meant to be poured into concrete in its current state. Exposure to green (fresh) concrete may cause aluminum to decay. Pouring this fixture in concrete is not recommended. It is recommended to place spacers when the concrete is poured for the lights to sit in, then be grouted or siliconed in.

Technical Information

Profile Dimensions



Ordering Information




Helm
Extrusion

MODEL	TYPE	LENGTH
PE	HELM	1M

PE-HELM-1M includes:
(1) 1M Helm extrusion

*Helm Extrusion is available as special order only
Please allow up to 2 weeks for order processing.

Accessories

Image	Part Number	Description
	PE-UVHELM-1M	1 meter frosted polycarbonate lens for Helm extrusion; UV Resistant/Flame Retardant; Must be siliconed in place
	PE-HELM-END	Polypropylene plastic end cap for Helm extrusion
	PE-HELM-FEED	Polypropylene plastic end cap with hole for wire feed for Helm extrusion