

PROJECT:  TYPE:

LOCATION:  CAT:



### Description

The robust Pro30 extrusion is great for indoor use when an angled application is necessary.

### Features

- Includes (1) double anodized aluminum corner mounting plate piece and (1) non-anodized aluminum faceplate insert
- Use tape light, clips, right and left ends, and lens to create a complete fixture (tape light and accessories sold separately)

### Mounting

Surface mount via screws. Holes should be drilled where marked by the embossed lines on the corner mounting plate; only one edge needs to be drilled. If you mount using the longer edge, you need to use screws and holes so the heads of the screws do not collide with the faceplate insert. For example, screws should have countersunk heads with a diameter of no more than 5mm and the holes should not exceed 3mm in diameter.

### Applications

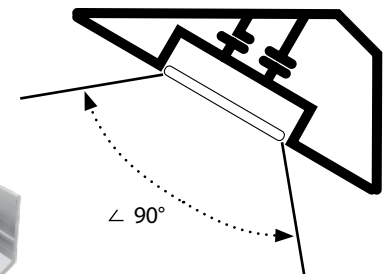

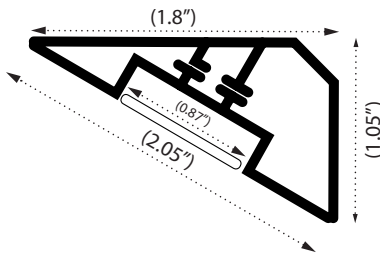
Angled areas, undercabinets, bar areas, window and retail displays

### Warranty

3 years

## Technical Information

### Profile Dimensions



## Ordering Information

**Pro30  
Extrusion**







### PE-PRO30-1M includes:

- (1) 1M Pro30 Aluminum mounting plate
- (1) 1M Pro30 Aluminum faceplate

\*Pro30 Extrusion is available as special order only.  
Please allow up to 2 weeks for order processing.

## Accessories

Image	Part Number	Description
	PE-PRO30LENS-1M	1 meter frosted polycarbonate lens for Pro 30 extrusion; UV Resistant/Flame Retardant
	PE-PRO30-RIGHT	Polypropylene plastic end cap for RIGHT end of Pro30 extrusion
	PE-PRO30-LEFT	Polypropylene plastic end cap for LEFT end of Pro30 extrusion
	PE-SLOT-CLIP	POM plastic slot clips to connect Pro30 aluminum mounting plate with Pro30 aluminum faceplate (Required for installation; suggested 4 per meter)