

PROJECT: TYPE:

LOCATION: CAT:



Description

Economical and versatile tape light with tunable light output ranging from 2700K to 6000K with up to 120Lm/ft and run lengths up to 22ft

Features

- Jacketed (IP65) rating options
- Linking accessories, controllers, receivers, power supplies, and extrusions are available for Trulux tape light (sold separately)

Mounting

Surface mount via attached 3M adhesive tape, mounting clips, or aluminum extrusions (sold separately)

Applications

Task or accent lighting, edge lighting, cabinetry, shelving, coves, staircases, toe kicks, railings, display cases

Warranty

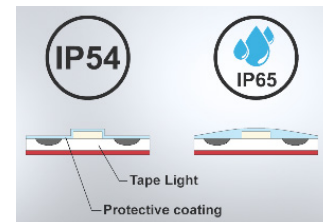
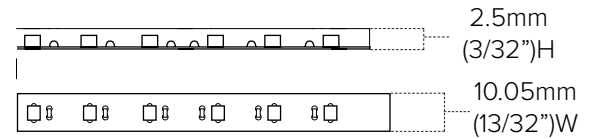
3 years (with American Lighting controls & power supplies, sold separately)

Technical Information



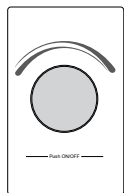
Series	STL (Standard Grade)
IP Rating	IP65 (void if cut)
Voltage	12V DC
CCT	2700K-6000K Tunable CCT
CRI	94+
Wattage	up to 3.5W/ft
Lumens	up to 120Lm/ft
Max Run	22ft
Cutting	3.94"
Dimming	Trulux Tunable CCT Controllers
LED	LEDs spaced every 0.31"
Beam	120°
Operating Temp	5°C (41°F) to 70°C (158°F)
Ambient Temp	-20°C (-4°F) to 40°C (104°F)
Rating	cULus Listed, dry & damp locations
Rated Life	50,000 Hours

Dimensions: STL IP65 Tunable CCT



When using standard snap connectors, it is recommended to scrape off the coating from each conductor to ensure a proper connection. When using heavy duty snap connectors, this is only necessary for IP65 and IP68 types.

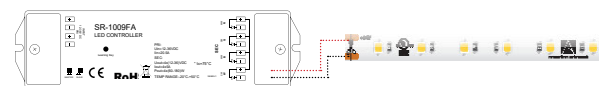
BASIC TRULUX TUNABLE CCT CONTROL SYSTEM (REQUIRED FOR OPERATION)



Trulux Controller







LED-DR 24V Driver
(30W, 60W, 100W, 150W)



Trulux RF Receiver
(Required)

Trulux Tunable CCT Control Options

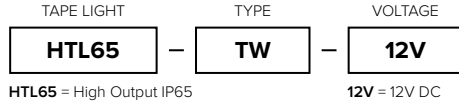
Image	Part Number	Description
Trulux Controllers		
	TWRF-BATT	Trulux Tunable CCT Radio Frequency Control; Push Dial Wall Mount; Single zone; Battery operated (CR2032 included); Requires the use of a Trulux Radio Frequency receiver
	TWRF-BATT-TT	Trulux Tunable CCT Radio Frequency Control; Push Dial Table Top; Single zone; Battery operated (CR2032 included); Requires the use of a Trulux Radio Frequency receiver
	TWRF-3AAA	Trulux Tunable CCT Radio Frequency Control; Handheld Remote; 1-4 zones and 3 scenes; Battery operated (3xAAA not included); Requires the use of a Trulux Radio Frequency receiver
	Trulux App	Trulux Mobile Application; Mobile Phone or Tablet ready, interactive dial controls; Available on Google Play or the App Store; Requires the TruHub (RF-WiFi-8) router and receivers (REC-5A-4Z) for 2-8 zones or the RF + WiFi receiver (REC-5A-4Z-WiFi) for single zone applications
Trulux Receivers		
	REC-5A-4Z	Trulux Radio Frequency Receiver; Sync multiple receivers to a single control; 4 x (60-180W) 5A per channel; 12V/24V DC input; For use with Trulux Radio Frequency control or Trulux TruHub plus Trulux App
	REC-5A-4Z-WIFI	Trulux Radio Frequency + WiFi Receiver; Sync multiple receivers to a single control; 4 x (60-180W) 5A per channel; 12V/24V DC input; For use with Trulux Radio Frequency Control or Trulux App
	WIFI-RF-8	TruHub WiFi Hub Control; converts WiFi to RF for 2-8 zones; For use with REC-5A-4Z and Trulux App

Recommended Power Supplies

Part Number	Description	Application	Primary / Secondary	Total Wattage	Listing	Dimensions
For Trulux Controlled Systems						
LED-DR30-24	Constant voltage hardwire driver	Dry location	100-240 AC / 24V DC	30W	cURus	6-1/2"x1-3/4"x1-3/16"
LED-DR60-24	Constant voltage hardwire driver	Dry/Damp location	100-240 AC / 24V DC	60W	cURus	7-13/16"x1-3/4"x1-5/8"
LED-DR100-24	Constant voltage hardwire driver	Dry/Wet location	100-240 AC / 24V DC	100W	cURus	7-5/8"x2-1/8"x1-1/2"
LED-DR150-24	Constant voltage hardwire driver	Dry/Wet location	100-240 AC / 24V DC	150W	cURus	9"x2-5/8"x1-1/2"

Ordering Information

12V 16.4ft Reels



Trulux IP54 12V Tunable CCT is also available in Custom Cut (special order) lengths.





HTL65-TW-12V (IP65) 16.4ft Reels include:

- (4) IP65 end caps
- (1) Male IP65 power connector
- (1) Female IP65 power connector

Example Part # **HTL65-TW-12V**



Connection Accessories (Excludes HTDBL)

Image	Part Number	Description
	TL-4PWR	IP54 Power feed snap connector to bare wires (4-wire)
	TL-4JUMP-5	6" IP54 Tape-to-tape snap jumper (4-wire)
	TL-4JUMP-1	12" IP54 Tape-to-tape snap jumper (4-wire)
	TL-4JUMP-2	24" IP54 Tape-to-tape snap jumper (4-wire)
	TL-4SPL	IP54 In-line splice snap connector (4-wire)
	TL-4L	IP54 "L" snap connector (4-wire)
	TL-4T	IP54 "T" snap connector (4-wire)
	TL-4X	IP54 "X" snap connector (4-wire)
	TL-ENDS65-10	IP65 End Caps (bag of 10)
	TL-CLIPS-15	Mounting clips (bag of 15)

NOTES
